

crazy about kites



Today's challenge is to build a kite that looks different from ones you've seen before. Then, you'll change it and try to make it fly even better. Up, up, and away!

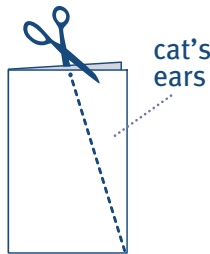
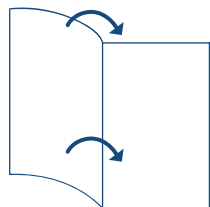
What to DO

1 get what you need.

- 1 sheet of 8½" x 11" copier paper
- 3 feet of paper streamer
- Scissors
- 4 straws
- Tape
- String
- Ruler

2 Build Your kite.

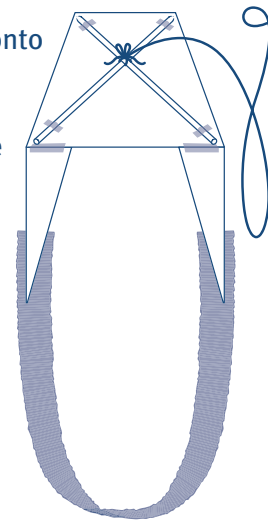
- Fold the paper in half so its dimensions are 8½ by 5½ inches.
- Find the upper corner opposite the fold. Make a dot 2½ inches in from this corner. Draw a line from this dot to the bottom corner. Cut along the line you drew, creating two "cat's ears."



- Unfold the paper. Tape the cat's ears to the lower edge of the kite.

- Tape the crosspieces from corner to corner. You may need to tape or fit two straws together to make the crosspieces long enough.
- Tape each end of the streamer onto the cat's ears to make the tail.
- Tie the string at the point where the two crosspieces meet.

- ### 3 FLY Your kite.
- Think of ways to make your kite fly better. Revise your design by changing one thing about your kite. Test to see if the revised design flies better.



- ### 4 DeSign Your own kite.
- Now that you know more about making a kite fly, create your own design. You can either modify a design you've already built or build one that uses ideas from other kite designs. Use all that you have learned to make a great kite!

Chew On This

Whether they're building a kite or designing a rocket, people use a similar process to figure out a problem:

- * Identify a problem. *How can I make my kite fly better?*
- * Brainstorm solutions. *One idea is to use a longer tail.*
- * Test an idea. *The kite flew okay when it had a tail twice as long as its body.*
- * Revise the design. *Let's try an even longer tail.*
- * Share what you learned. *My kite flew best when its tail was four times as long as its body.*

Dig Deeper

Investigate different ways of making things fly. The sky's the limit!

- * Use different materials to make a kite. Try wrapping paper, tissue paper, or newspaper comics instead of copier paper. Use straws, sticks, or spaghetti for the crosspiece. Or use tinsel, string, ribbons, plastic bags, or rubber bands as tails.
- * Find a book or Web site that shows you other kite designs. Designs called "sleds" and "flying nuns" fly really well and are easy to make.
- * If you like making things that can fly, get these challenges from the ZOOM Web site at pbskids.org/zoom/activities:

Glider shows you how to make a paper airplane that does tricks.

Hoop Glider shows you how to make a plane without wings.

Hovercraft shows you how to build an aircraft that travels on a cushion of air.



Watch FETCH! on PBS KIDS GO! (check local listings) and visit the FETCH! Web site at pbskidsgo.org/fetch.

Okay, enough of this cat business. I'm going to start working on a kite shaped like me! With an incredibly sleek and aerodynamic body like mine, that should work, right?



FETCH! is produced by WGBH Boston. Major funding for FETCH! is provided by the National Science Foundation and public television viewers. Additional funding is provided by The Arthur Vining Davis Foundations. Corporate funding is provided by Arby's and Greendog®. This FETCH! material is based upon work supported by the National Science Foundation under Grant No. 0452485. Any opinions, findings, and conclusions or recommendations expressed in this material are those of the author(s) and do not necessarily reflect the views of the National Science Foundation. © 2006 WGBH Educational Foundation. All rights reserved. FETCH!, the characters, and related indicia are trademarks of the WGBH Educational Foundation. All third party trademarks are the property of their respective owners. Used with permission.

Fold

Fetch!

crazy about kites

My boss at the network just called. He wanted a show about kites and cats. But for some reason, he didn't like my idea of attaching cats *to* kites. So I think I've got an idea that's going to make him really happy. You're going to make a kite that's *shaped* like a cat! The cat lovers of the world (if there are any) are going to go crazy for this kite. So hop to it!

GOOO FETCH!

